

Deltek GCS Premier® Analytics

Delivering Real-Time Visibility Into Your Key Performance Metrics

Key Features:

- Designed to work out-of-the-box with GCS Premier
- Pre-configured, role-based executive dashboard
- Access to critical financial, project, and resource metrics
- Dynamic analysis by company, division, project, contract type
- Historical trending and built-in reports
- Export charts and grid reports to Excel and PDF

In today's competitive environment, it is essential that companies know how they are performing across the entire enterprise. They must be able to identify problems early and solve them quickly. GCS Premier Analytics offers your project-focused organization a powerful, web-based, business intelligence tool to help you proactively improve performance and mitigate risk across your organization. It empowers your executives and operational managers to move beyond financial reporting to a more comprehensive view of strategic and operational indicators.

Built in the GCS Premier tradition of being easy-to-install, easy-to-use, and easy-to-maintain, GCS Premier Analytics extracts your GCS Premier

data and stores your historical information in a relational database. It provides executives and operational managers with a snapshot into their company's financial operations, resource allocations, and project profitability. With GCS Premier Analytics, you will have visibility to your key metrics including:

Using these metrics, executives can proactively monitor and track the performance of their company, their projects, and their resources. With GCS Premier Analytics' built-in thresholds, historical trending, and detailed reports, executives can quickly identify problem areas and ways to reduce costs and improve performance.

Financial Metrics	Project Metrics	Resource Metrics
Days Sales Outstanding	Top 10 Contracts	Labor Utilization
Accounts Payable and Receivable	Bottom 10 Contracts	Top 10 Employees
Cash Receipts	Funded/Unfunded Backlog	Bottom 20 Employees
G & A Unallowables	Project Burn Rate	
Revenue and Profitability		



Fig. 1 – Executive View: In this figure, GCS Premier Analytics enables you to view a quick snapshot of the company's revenues, profitability and Days Sales Outstanding.

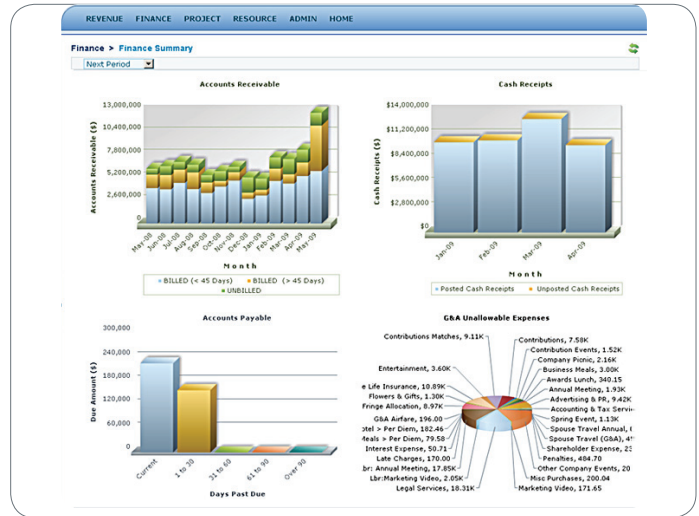


Fig. 2 – Finance Summary: CFO's and Controllers can quickly assess their cash situation and overall financial health of the company.



Fig. 3 – Metric View: Each metric has predefined thresholds so executives can quickly gauge performance. In Figure 3, the executive can view trends for receivables that have been outstanding for over 45 days and drill through for further details.



Fig. 4 – Drill-downs: This view enables you to drill down to the list of outstanding receivables. Executives can quickly drill down to large billed receivables that have been outstanding for months.

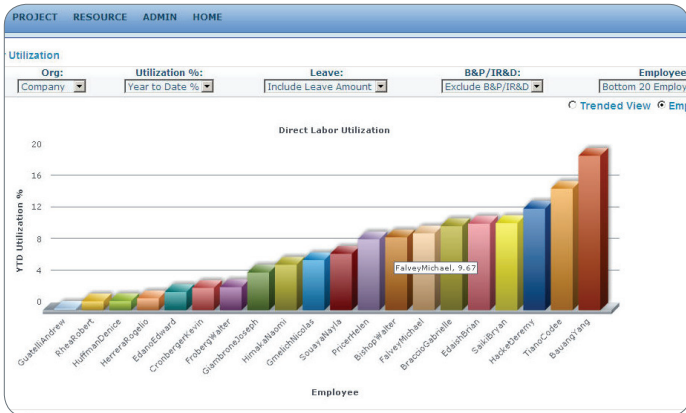


Fig. 5 – Export to Excel: In this example, the “export to Excel” function enables you to export grid reports into Microsoft Excel to easily sort and analyze data.

1	A	B	C	D	E	F	G
2	Accounts Receivables Period: Current Period Organization: Company View: Trended Apr-09						
3	Date: Jul 23, 2009						
4	Account Number	Sub Account Number	Bill Number	Billing Date	Customer Number	Location Number	Amount Billed(\$)
5	1235	0	2	2009-02-05			0.97
6	4219	0	48	2009-02-06			588.00
7	1291	0	6030	2009-02-09			0.02
8	3195	0	9	2009-03-04			1.68
9	3010	0	12	2009-03-04			406,614.47
10	4234	0	50	2009-03-05			588.00
11	3083	0	116	2009-03-05			50.00
12	3118	0	26	2009-03-06			852.41
13	1234	110	4	2009-03-06			3,228.83
14	1216	0	41	2009-03-06			271,190.34
15	3065	410	6053	2009-03-18			70,570.20
16	3065	411	6053	2009-03-18			25,538.44
17	3010	0	13	2009-04-02			443,106.91
18	2201	110	1	2009-04-02			20,000.00
19	3030	0	7020	2009-04-02			220,923.69
20	3109	0	8029	2009-04-02			212,529.14
21	3090	0	6030	2009-04-02			84,710.19
22	4204	0	3	2009-04-03			5,888.10
23	1234	110	5	2009-04-03			18,352.90
24	1222	0	6026	2009-04-03			65,233.23
25	3098	0	11	2009-04-03			178,431.44
26	3083	0	117	2009-04-03			162,300.84
27	3065	411	6054	2009-04-03			29,090.20

Fig. 6 – Direct Labor Utilization: Displays how easily executives can find out how employees are impacting revenues and focus on the least productive employees to improve profitability.



Fig. 7 – Indirect Rates: Today’s increased focus on transparency in government spending makes it critical for owners and CFO’s to keep their indirect rates in line. In Fig. 7, the CFO could drill down to assess why G&A Indirect Rates are in the yellow.

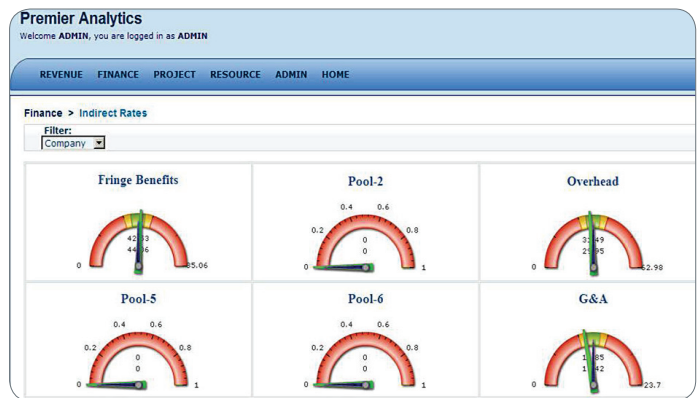


Fig. 8 – Backlog by Company: This view allows executives to better understand the viability of their company and whether they need to pursue new contracts or pursue add-on work in existing contracts.

World Headquarters:

United States

13880 Dulles Corner Ln
Herndon, VA 20171
800.456.2009

Worldwide Locations:

Australia

+61 8 8112 1200

Belgium

+32 (0) 2 709 2191

Denmark

+45 35 27 79 00

The Netherlands

+31 (0)20 347 3080

Norway

+47 22 01 38 00

Sweden

+46 (0)8 587 077 00

United Kingdom

London
+44 (0)20 7518 5010
Twickenham
+44 (0)20 8843 7000

deltek.com

info@deltek.com

Key Benefits

- Provides actionable information that identifies critical issues
- Identifies negative trends, allowing immediate response and correction
- Helps you determine root cause of problems by drilling down into specific charts and reports
- Measures efficiencies/inefficiencies of project operations and labor resources
- Enables you to make more informed decisions based on collected business intelligence
- Easy to use; easy to install; easy to maintain

Deltek (Nasdaq: PROJ) is the leading global provider of enterprise software and information solutions for professional services firms and government contractors. For decades, we have delivered actionable insight that empowers our customers to unlock their business potential. Over 14,500 organizations and 1.8 million users in approximately 80 countries around the world rely on Deltek to research and identify opportunities, win new business, optimize resources, streamline operations, and deliver more profitable projects. Deltek – Know more. Do more.® deltek.com